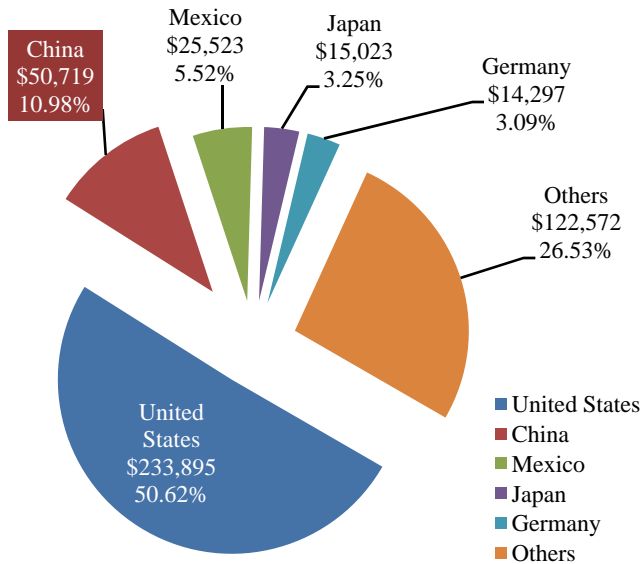


# Canada and China International Trade Trends

This analysis shows the following Canada and China international trade trends:

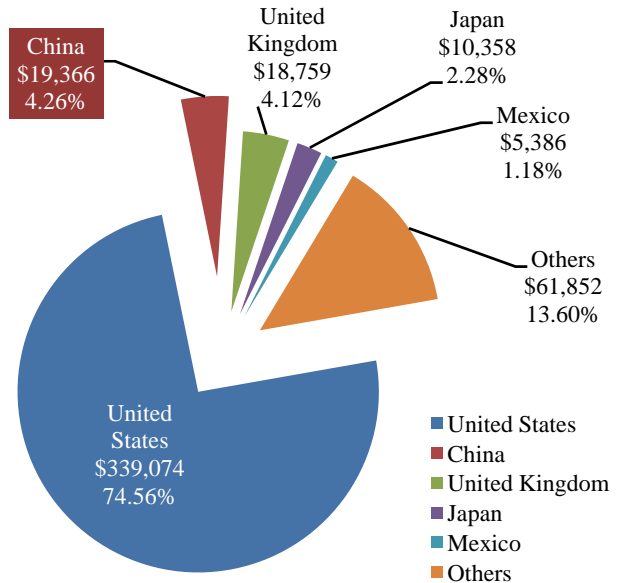
- products import and export
- import and export deficits
- annual rate increases,
- top five products imported from China
- Chinese import and export as a percentage of the total Canadian trades
- top five products exported to China in 2012

## Canadian Total Imports



- China ranks second of top 5 countries in the goods and products imported. The goods and products imported from China were \$50,719 million and 10.98% of the total of goods and products imported from abroad in 2012.
- The total of goods and products imported from abroad was \$462,028 million in 2012.

## Canadian Total Exports



- China ranks second of top 5 countries in the good and products exported. The goods and products exported to China were \$19,366 million and 4.26% of the total of goods and products exported to abroad in 2012.
- The total of the goods and products exported to abroad was \$454,796 million in 2012.

## Import and Export Deficit

(CAD\$Billions)

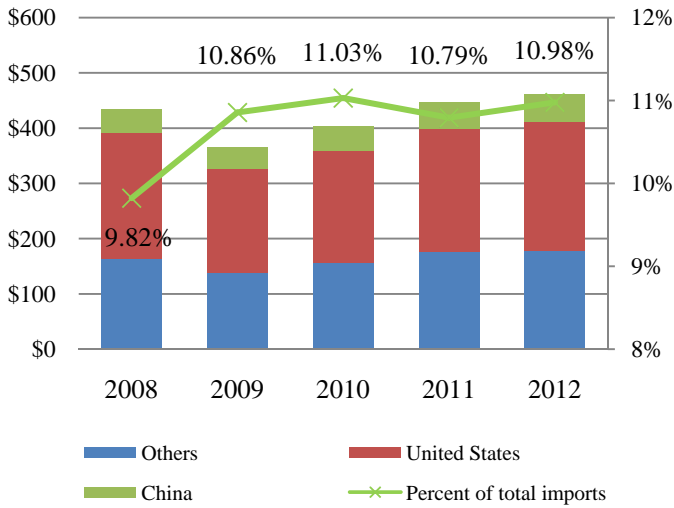


- The import and export deficit with China decreased from \$31.37 billion in 2011 to \$31.35 billion in 2012.
- Canadian exports to China increased from \$2.56 billion to \$19.37 billion (primarily comprised of agriculture seed, bituminous coal, rape or colza oil, iron ores and concentrates).
- Canadian imports from China increased from \$2.54 billion to \$50.72 billion (primarily comprised of data processing machines, telephones, machines, toys and furniture).

# Canada and China International Trade Trends

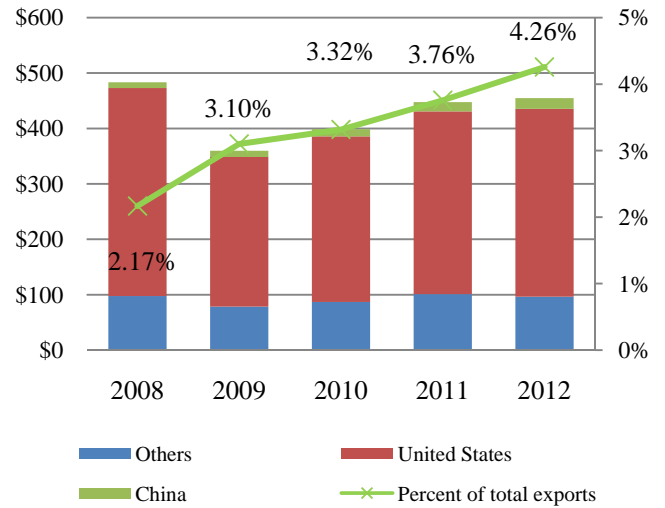
## Percent of Total Imports (From China)

(CAD\$Billions)



## Percent of Total Export (To China)

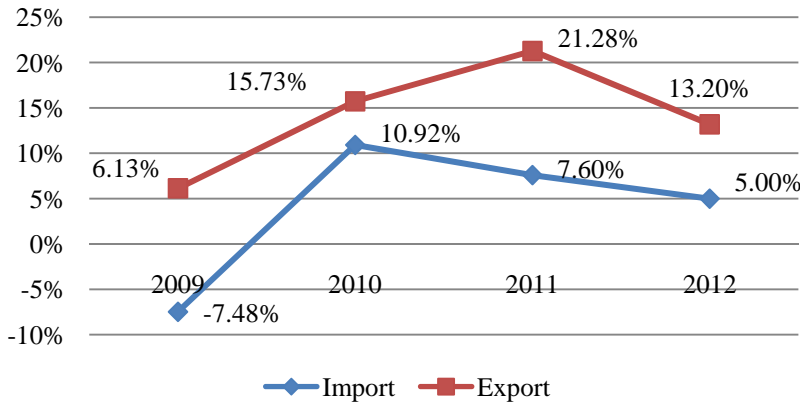
(CAD\$Billions)



- Canada imported a total of \$462 billion goods and products in 2012.
- The goods and products imported from China were \$50 billion and 0.98% of total of imported goods and products.
- The goods and products imported from China increased \$2 billion.

- Canada exported a total \$455 billion goods and products in 2012.
- The goods and products exported to China were \$19 billion and 4.26% of total imported goods and products.
- The goods and products exported to China increased \$2.6 billion.

## Canada and China Trade Growth Rates



- Canadian export to China and import from China grew 13.20% and 5.00% in 2012, respectively.
- Canadian export to China and import from China grew 21.28% and 7.60% in 2012, respectively.
- The highest export growth and import growth were 21.28% in 2011 and 10.92% in 2010, respectively.

## Top 5 import products from China

## Top 5 export products to China

Import	2011	2012	Change	Export	2011	2012	Change
Data Processing Machines	\$3,627,759	\$3,862,237	\$234,478	Agriculture Seeds	\$770,676	\$1,871,376	\$1,100,699
Telephones	\$2,337,853	\$3,484,799	\$1,146,945	Bituminous Coal	\$820,551	\$1,532,655	\$712,104
Machines	\$1,238,431	\$1,230,597	-\$7,834	Chemical Woodpulp	\$1,480,650	\$1,430,625	-\$50,025
Toys	\$969,302	\$991,405	\$22,104	Iron Ores And Concentrates	\$1,093,379	\$1,162,061	\$68,682
Furniture	\$397,649	\$431,753	\$34,104	Rape Or Colza Oil	\$678,711	\$1,155,981	\$477,270