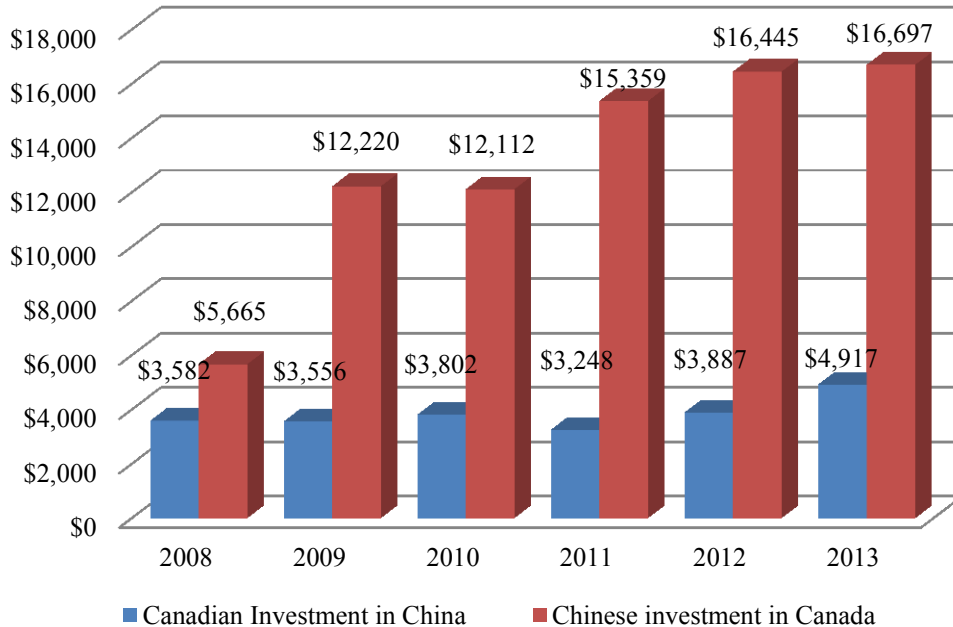


Canada and China International Trade Trends

This analysis provides the following international trade trends between Canada and China:

- Canadian direct investment in China
- Chinese direct investment in Canada
- Canadian Merchandise Trade With China
- Top 10 Canadian Industries Export to China
- Top 10 Canadian Industries Import from China
- Province Merchandise Trade With China

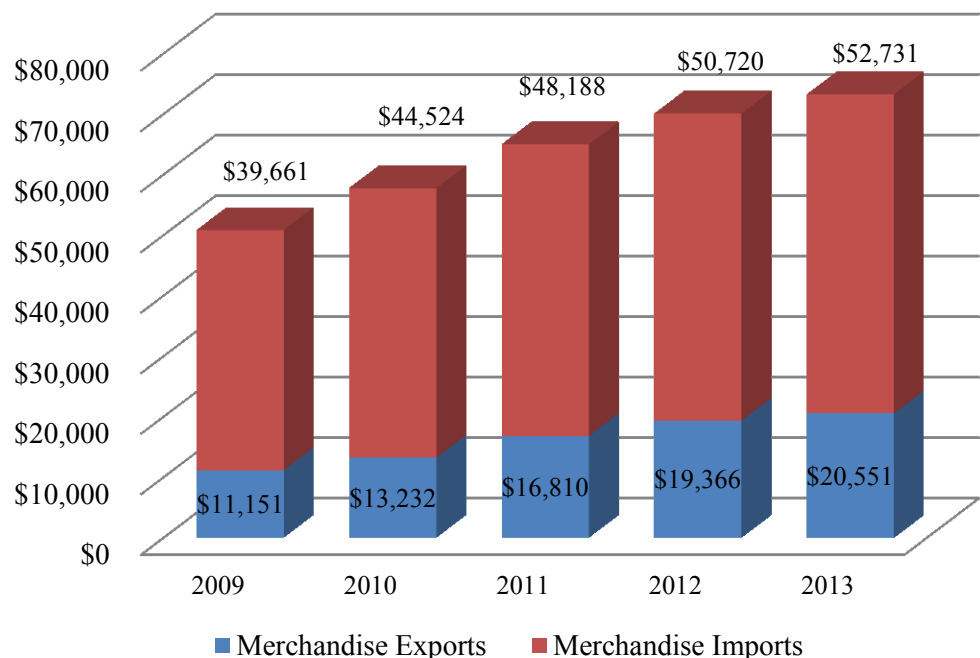
Investment between Canada and China
(C\$ Million)



- Canadian investment to China was \$4,917 million in 2013 and 20.95% increase from \$3,887 million in 2012. The Canadian investment to China in 2013 was the highest increase in last five years.
- Chinese investment to Canada was \$16,697 million in 2013 and 1.51% increase from \$16,445 million in 2012. The Chinese investment to Canada in 2013 was the lowest increase in last three years.

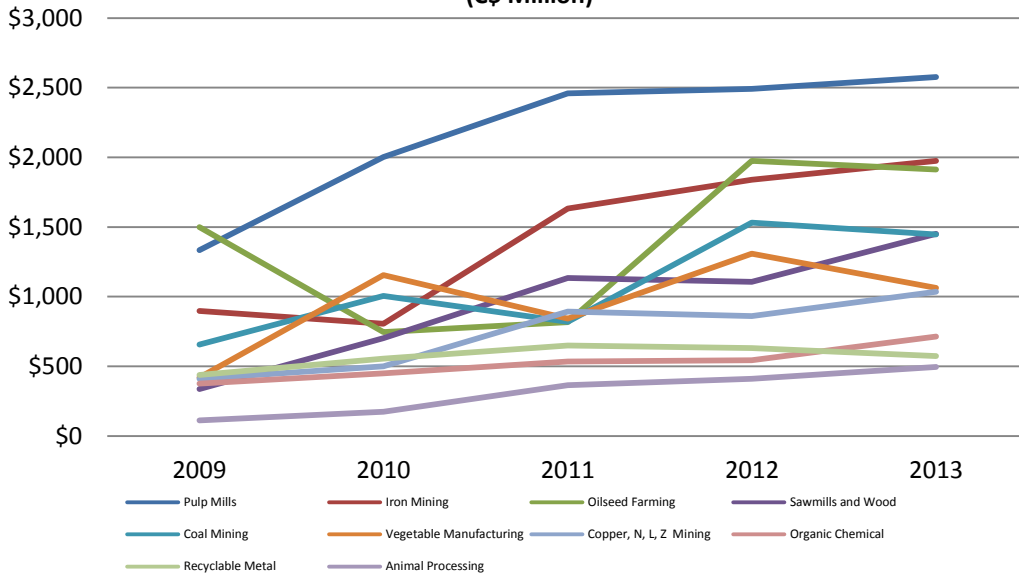
- Canadian merchandise export to China was \$20,551 million in 2013 and 5.77% increase from \$19,366 million in 2012. The Canadian merchandise export to China in 2013 was the lowest increase in last five years.
- Canadian merchandise import from China was \$52,731 million in 2013 and 3.81% increase from \$50,720 million in 2012. The Canadian merchandise import from China in 2013 was the lowest increase in last five years.

Merchandise Trade With China
(C\$ Million)



Canada and China International Trade Trends

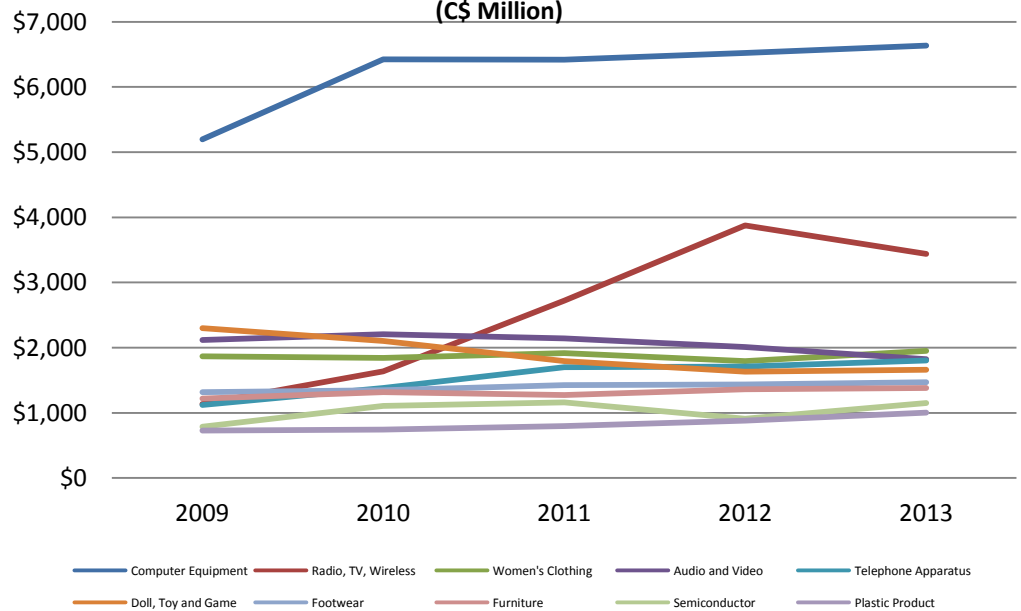
**Top 10 Industries Export to China
(C\$ Million)**



- The top three industries export to China was Pulp Mills (\$2,578 million), Iron Ore Mining (\$1,975 million), and Oilseed Farming (\$1,914 million) in 2013.
- The top three emerging industries export to China was Organic Chemical (\$714 million and 23.94% increase), Sawmills and Wood (\$1,452 million and 23.71% increase), Animal Processing (\$495 million and 16.98% increase) in 2013.

- The top three industries import from China was Computer Equipment (\$6,633 million), Radio, TV and Wireless (\$3,439 million), and Women's Clothing (\$1,950 million) in 2013.

**Top 10 Industries Import from China
(C\$ Million)**



- The top three emerging industries import from China was Semiconductor (\$1,150 million and 20.80% increase), plastic Product (\$1,002 million and 12.14% increase), Women's Clothing (\$1,950 million and 7.95% increase) in 2013.

Provinces Two-Way Merchandise Trade With China				Top 5 Merchandise Commodities Traded With China by Provinces (2013)							
Province	Trade Total	China	% share of Total	Motor Vehicles	Machinery	El. Machinery	Prec. Stones & Metals	Plastic	Mineral Fuel	Aircraft and Parts	Aluminum
Ontario	\$458,153	\$32,152	7.02%	\$115,082	\$56,396	\$41,272	\$32,814	\$16,231			
Quebec	\$143,697	\$10,965	7.63%		\$13,831	\$8,853			\$24,750	\$10,853	\$6,628
British Columbia	\$79,084	\$16,941	21.42%	\$3,964	\$8,540	\$5,685			\$11,656		
Alberta	\$134,143	\$6,139	4.58%		\$9,311	\$2,830		\$4,695	\$84,032		