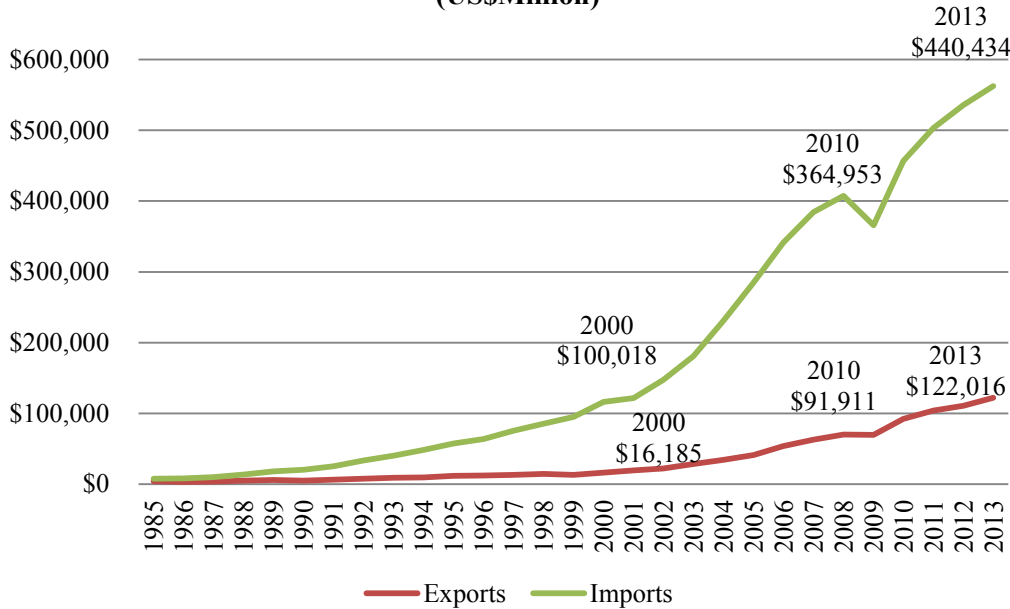


U.S. and China International Trade Trend

This analysis provides the following international trade trend between U.S. and China:

- The United States trade trend with China
- Trend of top 10 U.S. goods export to China
- Foreign direct investment in the United States
- Trend of top 10 U.S. goods import from China

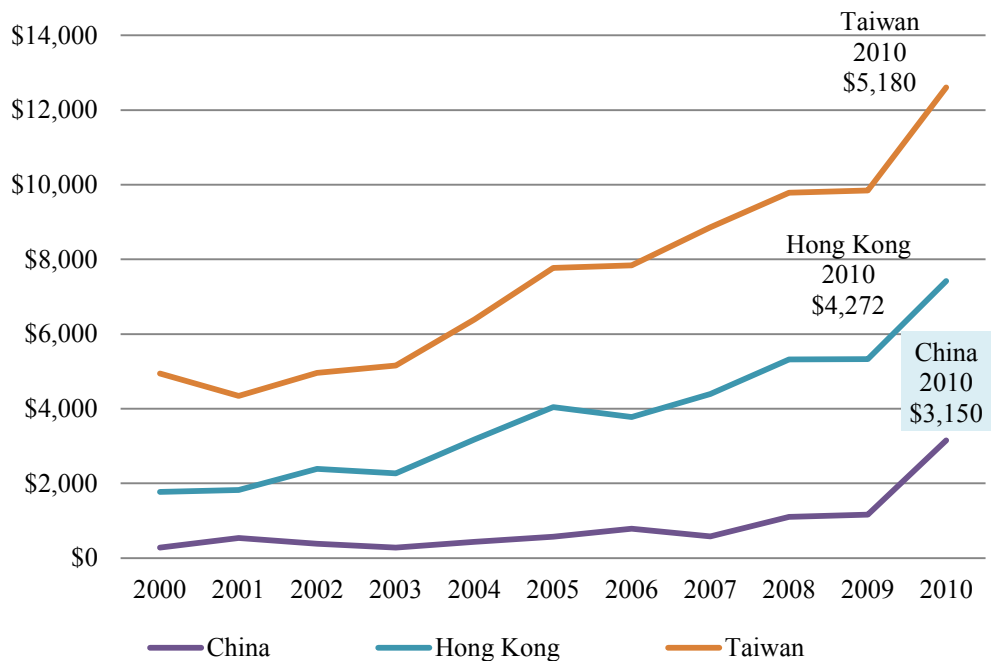
The United States Trade With China (US\$Million)



- The goods imported from China was \$440 billion in 2013.
- The goods exported to China was \$122 billion in 2013.
- The import growth rate was 340% from 2000 to 2013.
- The export growth rate was 654% from 2000 to 2013.
- The balance of trade (import – export) was \$318 billion in 2013.

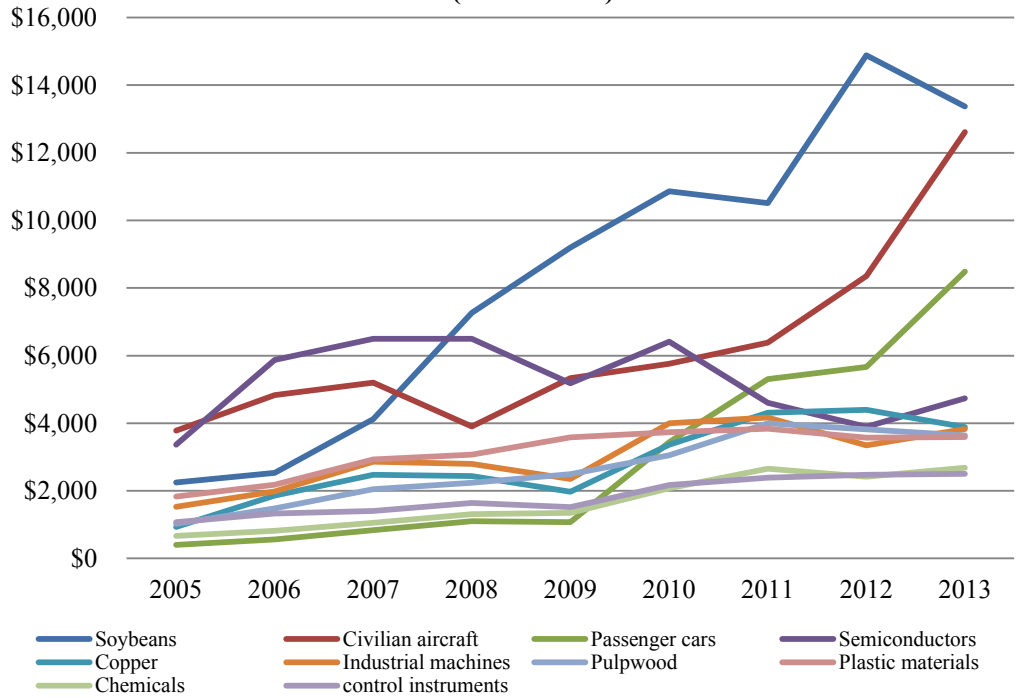
Foreign Direct Investment in the United States (US\$Million)

- Chinese investment to the United States was \$3.15 billion in 2010.
- Chinese investment increased from \$1.16 billion in 2009 to \$3.15 billion in 2010.
- The investment growth rate from China was 171.6% from 2009 to 2010.
- The investment from Hong Kong was \$4.27 billion and the growth rate was 2.4% in 2010.
- The investment from Taiwan was \$5.18 billion and the growth rate was 14.7% in 2010.

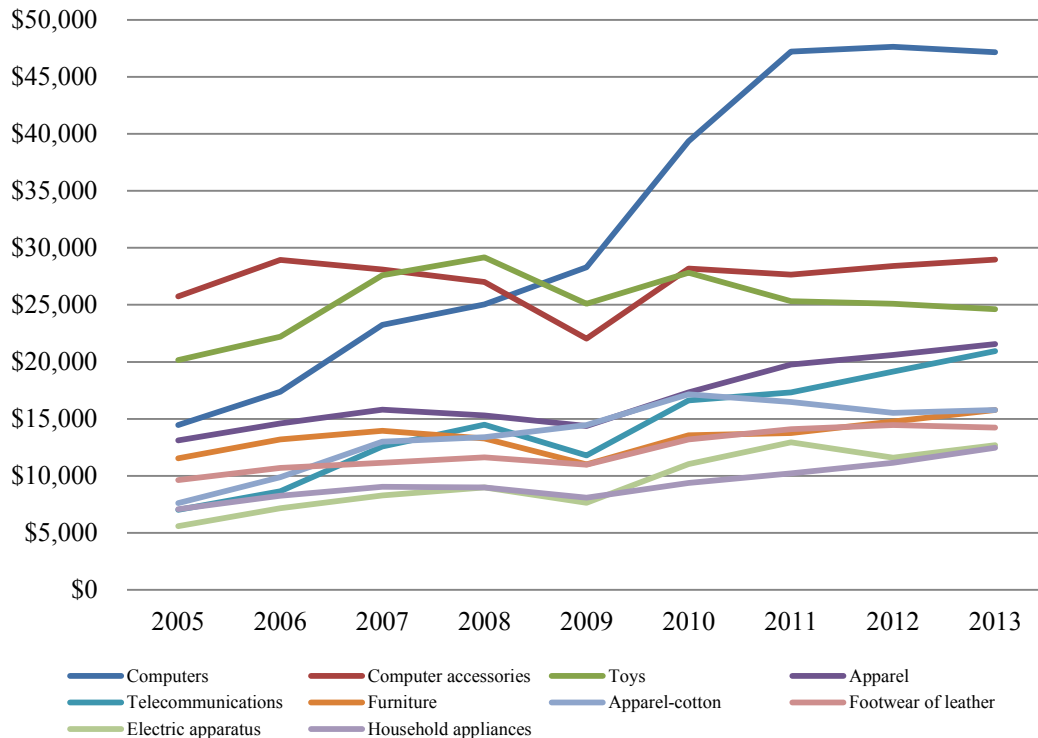


- The top 10 goods exported to China was \$59.4 billion. It represents 48.63% of total export at \$122 billion in 2013.
- U.S. exported \$13.37 billion soybeans to China in 2013 and 10.15% decrease from 2012 at \$14.88 billion.
- U.S. exported \$12.62 billion civilian aircraft to China in 2013, 50.99% increase from 2012 at \$8.36 billion.
- U.S. exported \$8.48 billion passenger cars to China in 2013, 49.66% increase from 2012 at \$5.67 billion.

Top 10 Goods Export to China (US\$Million)



Top 10 Goods Import from China (US\$Million)



- The top 10 goods imported from China was \$214 billion. It represents 48.64% of total import at \$444 billion in 2013.
- U.S. imported \$47.16 billion computers from China in 2013 and 1.01% decrease from 2012 at \$47.64 billion.
- U.S. imported \$28.98 billion computer accessories from China in 2013, 1.99% increase from 2012 at \$28.42 billion.
- U.S. imported \$24.63 billion toys from China in 2013, 1.91% decrease from 2012 at \$25.11 billion.