

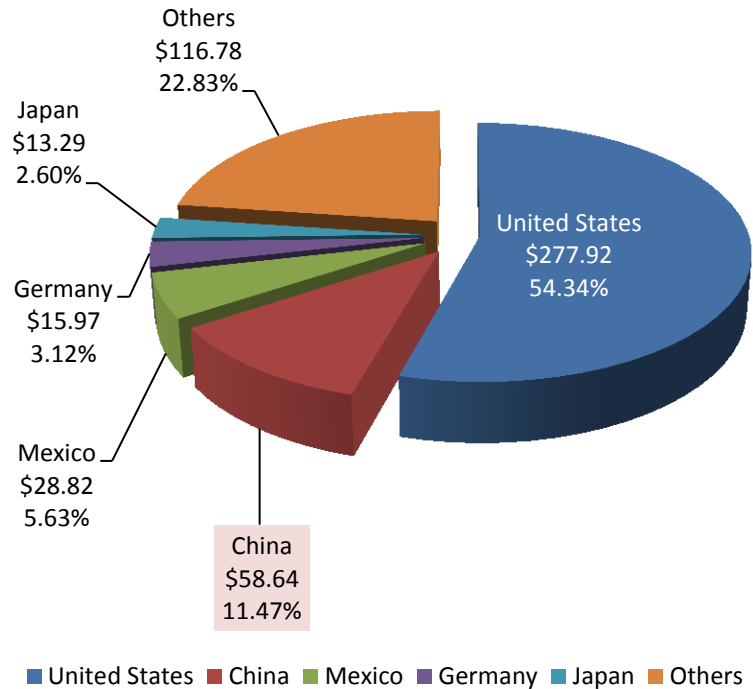
## Canada and China Bilateral Trade (2014)

The analysis provides four international trade factors with China in 2014:

- Rank of export to China
- Rank of import from China
- Balance of import and export with China
- Canada and China annual trade growth rate

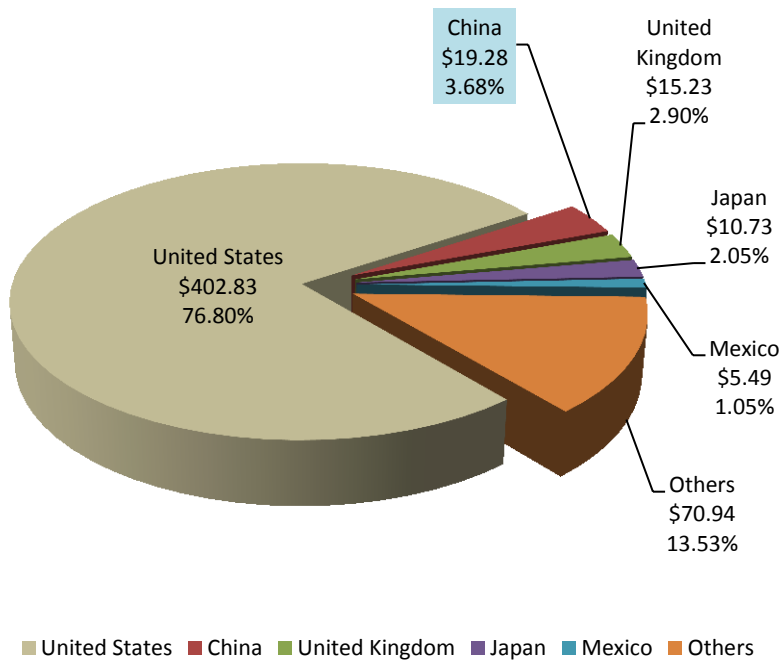
### China ranks the second country in the Canadian international goods and products import

- China ranks the second country in the Canadian international goods and products import in 2014;
- The goods and products imported from China were \$58.64 billion in 2014. It was 11.47% in total Canadian import;
- The goods and products imported from China were \$52.73 in 2013;
- Total goods and products imported from all countries were \$511.41 billion in 2014;
- Total goods and products imported from all countries were \$475.63 billion in 2013.



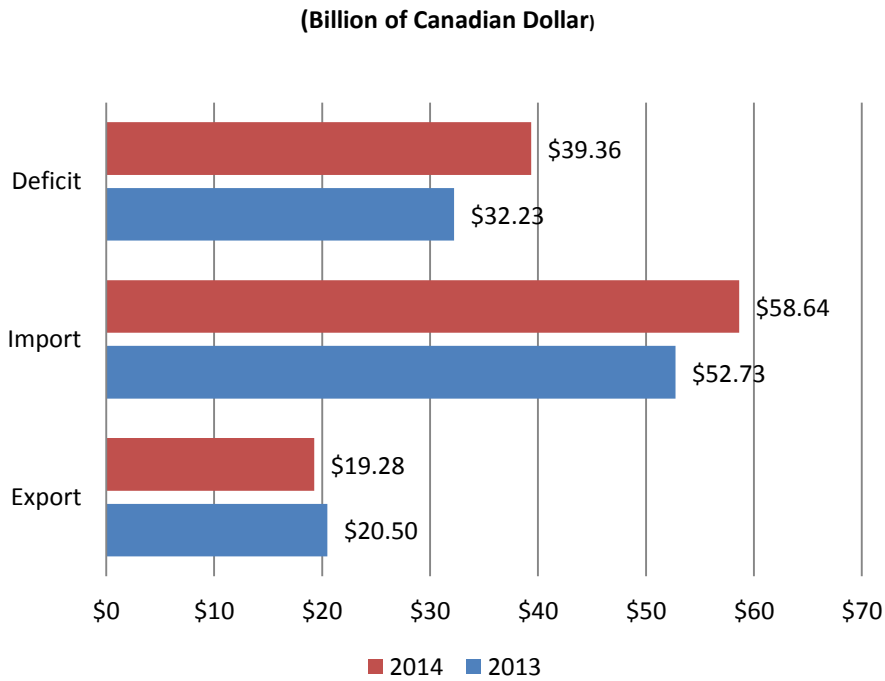
### China ranks the second country in the Canadian international goods and products export

- China ranks the second country in the Canadian international good and products export in 2014;
- The goods and products exported to China were \$19.28 billion in 2014. It was 3.68% in total Canadian export;
- The goods and products exported to China were \$20.49 in 2013;
- Total goods and products exported to all countries were \$524.49 billion in 2014;
- Total goods and products exported to all countries were \$471.95 billion in 2013.



# Canada and China Bilateral Trade (2014)

## Balance of import and export with China in 2014



- The balance of import and export with China was \$39.36 billion deficit in 2014 ;
- The deficit of the import and export with China was increase 18.12% in 2014;
- The balance of import and export with China was \$32.23 billion in 2013;
- The import from China was increase \$5.91 billion in 2014;
- The export to China was decreased \$1.22 billion in 2014.

## Canada and China annual trade growth rate

- The goods and products imported from China was increased 10.08% in 2014;
- The import increase was 6.27% more than 2013;
- The import increase in 2014 was the highest year since 2011;
- The goods and products exported to China was decrease 6.34% in 2014;
- The export decrease was 11.86% less than 2013;
- The export decrease in 2014 was in the fourth year since 2011.

