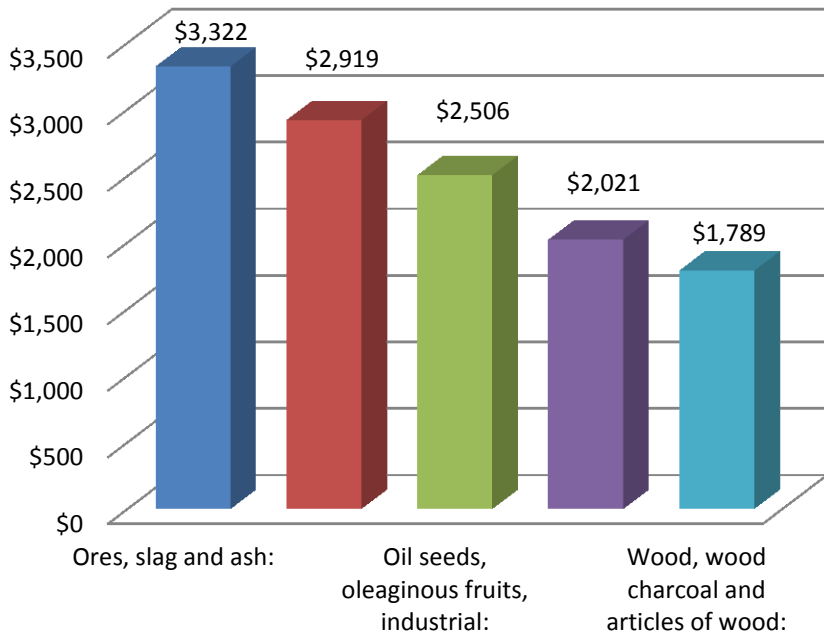


China Interactive Map

Canada and China Trade Fast Facts (2013):

- China is Canada's second largest trade partner
- Canada is China's 19th trade partner
- In 2013, Canada's total export to China was worth \$21,922 million
- In 2013, Canada's total import from China was worth \$56,398 million
- There are more than 850 Canadian entities doing business in China

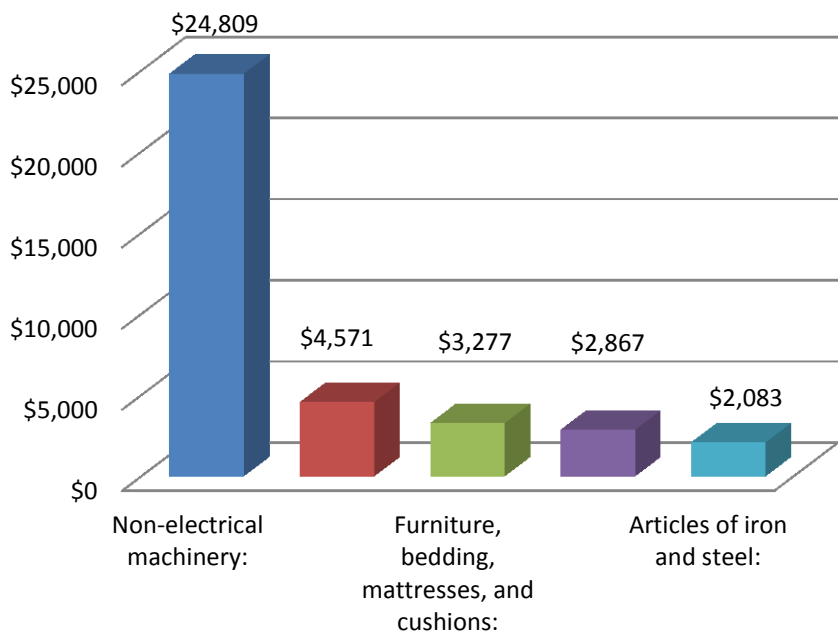
Canada's major exports to China (million)



- Ores, slag and ash ranked the top product exporting to China at \$3,322 million in 2013;
- Wood pulp and paper and paperboard waste ranked the second at \$2,919 million;
- Oil seeds, oleaginous fruits industrial ranked the third at \$2,506 million;
- Mineral fuels and oils, bituminous substances and mineral waxes ranked the fourth at \$2,021 million;
- Wood, wood charcoal and articles of wood ranked the fifth at \$1,789 million;

Canada's major imports from China (million)

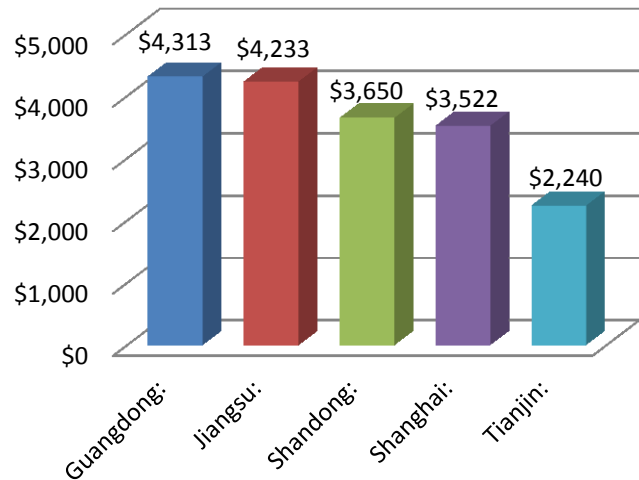
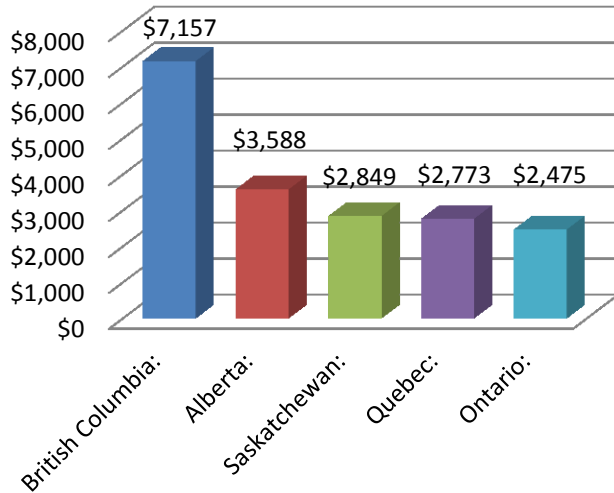
- Non-electrical machinery ranked the top product importing from China at \$24,809 million in 2013;
- Knit or crocheted clothing ranked the second at \$4,571 million;
- Furniture, bedding, mattresses ranked the third at \$3,277 million;
- Toys, game and sporting goods ranked the fourth at \$2,867 million;
- Articles of iron ranked the fifth at \$2,083 million.



China Interactive Map

Top 5 Canadian provinces exporting to and importing from China (million)

Top 5 provinces exporting to China		Top 5 provinces importing from China	
British Columbia:	\$7,157	Ontario:	\$31,861
Alberta:	\$3,588	British Columbia:	\$10,947
Saskatchewan:	\$2,849	Quebec:	\$8,963
Quebec:	\$2,773	Alberta:	\$2,983
Ontario:	\$2,475	Manitoba:	\$909



Top 5 Chinese provinces exporting to and importing from Canada (million)

Top 5 provinces exporting to Canada		Top 5 provinces importing from Canada	
Shanghai:	\$9,230	Guangdong:	\$4,313
Guangdong:	\$8,381	Jiangsu:	\$4,233
Zhejiang:	\$2,797	Shandong:	\$3,650
Shandong:	\$2,404	Shanghai:	\$3,522
Jiangsu:	\$2,072	Tianjin:	\$2,240

